

## WPMN Series

The WPMN mini LED wall pack is a versatile and durable outdoor luminaire. The 120V built-in photocell automatically turns the light on at dusk and off at dawn for convenience and energy savings. Consume 15/25/30 watts and replace existing 100 watt traditional metal halide wall packs for more energy and cost savings. Switch to LED wall packs for less costs and more energy savings and longer rate life for outdoor commercial applications, such as general site lighting, landscape, alleys, doorways, loading docks and parking areas.

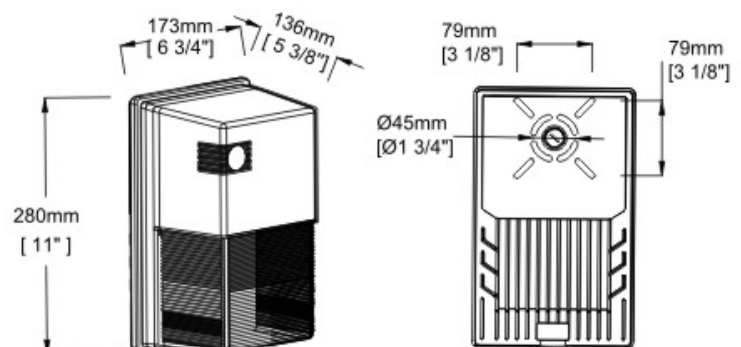
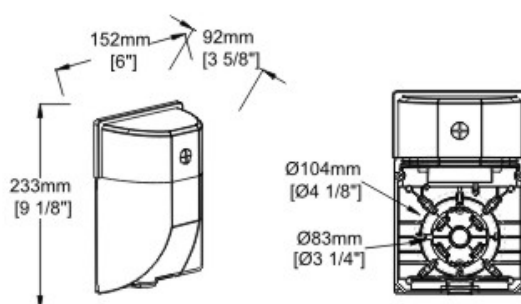
KLWPMN015/KLWPMN025



KLWPMN030



### DIMENSION:(mm/in)



# WPMN Series

## CONSTRUCTION


- Heavy duty die-cast aluminum housing, fully sealed to be dirt and bug proof
- Clear polycarbonate lens
- 100-270VAC built-in photocell
- Integral secondary heat sink to optimize thermal transfer and maximize performance and life of LED
- Driver is mounted in direct contact with the casting for a low operating temperature and long life
- Polyester powder-coated finish, rust and corrosion proof
- Stabilized to extreme climate changes without cracking or peeling
- Brown (other Finish, please call us for quotation)

## APPLICATIONS

- Wet areas
- Outside walkways
- Farm buildings  
(Non-corrosive atmosphere)
- Garages
- Building lighting
- Doorways
- Alleys
- Parking areas

## FEATURES

- ETL/cETL listed for wet and outdoor locations
- 105 lumens per watt
- 100-277VAC input voltage
- Photocell Sensor is standard



Entryway lighting



Garages lighting



Doorways lighting



Outside walkways

## PRODUCT DETAILS



UV resistance Cover no discoloration



Built-in photocell sensor.



Fully compatible with traditional surface mounting with J-BOX

# WPMN Series

## TECHNICAL SPECIFICATION

- Input Voltage : 100-277VAC
- Driver Type : UL High performance LED drive.
- Power factor : >0.9, THD <15 %
- Luminous Efficacy : up to 105lm/w
- Colour Rendering Index : > 70Ra
- LED Type : High performance LM80 SMD3030 LED
- Operating Temperature : -30°C up to 50°C (-22°F up to 122°F)
- Color Temperature : 3000K/4000K/5000K
- Material : Aluminum Housing & Polycarbonate Refractor
- Ingress Protection : IP65
- Impact Rating : IK08
- Rated Life : 50,000 hours
- Warranty : 5 years

### Models

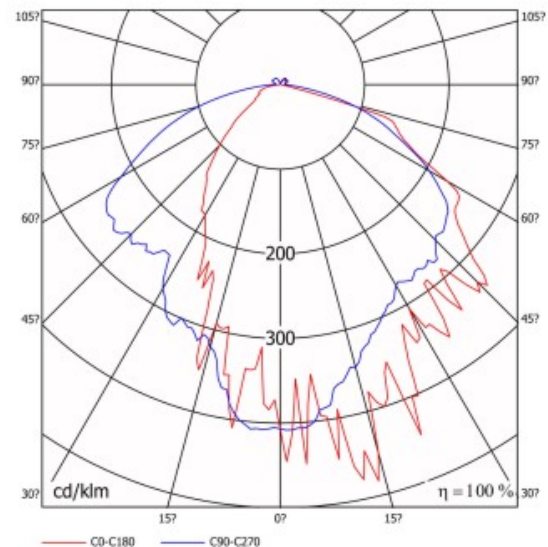
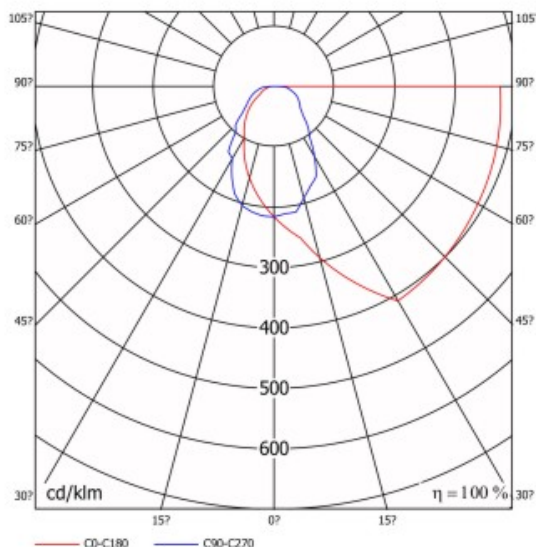
For example (KLWPMN015-30K)

Family	Wattage	Separator	CCT
<b>KLWPMN:</b> KILI-LED Mini LED Wall pack (100-277VAC)	015:15W 025:25W 030:30W	-	30K:3000K 40K:4000K 50K:5000K

Produce Code	KLWPMN015-XXX	KLWPMN025-XXX	KLWPMN030-XXX
<b>Power Consumption(W)</b>	15W	25W	30W
<b>Lumens Delivered (lm)</b>	1600lm	2650lm	3200lm
<b>Efficacy (lm/W)</b>	105lm/w	105lm/w	105lm/w
<b>CRI</b>	>70	>70	>70
<b>Input Voltage</b>	100-277VAC	100-277VAC	100-277VAC
<b>Power Factor</b>	0.98at 100VAC 0.90at 277VAC	0.98at 100VAC 0.90at 277VAC	0.98at 100VAC 0.90at 277VAC
<b>Housing</b>	Die-cast aluminum body(Bronze). PC diffuse	Die-cast aluminum body(Bronze). PC diffuse	Die-cast aluminum body(Bronze). PC diffuse
<b>Installation</b>	Recessed outlet box or wall surface	Recessed outlet box or wall surface	Recessed outlet box or wall surface
<b>Operating Temperature</b>	-30°C up to 50°C (-22°F up to 122°F)	-30°C up to 50°C (-22°F up to 122°F)	-30°C up to 50°C (-22°F up to 122°F)
<b>Certification</b>	ETL/cETL	ETL/cETL	ETL/cETL

## LUMINAIRE PHOTOMETRIC


### Luminous Intensity Distribution Diagram:





## WPMN Series

Wall pack lights sales champion,  
quality is better than peers.



Fixtures and electrical components are UL certified to USA and Canada standards; and also CE and RoHS listed for Europe market.

- IP65 rated and suitable for wet locations
- LM79 and Lm80
- 5 years warranty is standard on WPMN.

# WPMN Series

## PACKAGING

Model No.	Qty (pcs)	L*W*H (CM)	NW. (kgs)	G.W. (kgs)	Meas. (CBM)
			Per CTN	Per CTN	Per CTN
KLWPMN015	10	58*35*27CM	10.2	12.23	0.07
KLWPMN025	10	58*35*27CM	10.2	12.23	0.07
KLWPMN030	8	60*30*39CM	12.6	14.43	0.05